



Republic of the Philippines
Department of Education
REGION IV-A CALABARZON
SCHOOLS DIVISION OF BATANGAS


8 May 2026

UNNUMBERED MEMORANDUM


**ADDENDUM TO RM 289 S. 2026: UPDATES AND REMINDERS RELATIVE TO
THE UPCOMING 2026 CALABARZON EDUCATIONAL RESEARCHERS'
CONFERENCE (CERCon)**

To: Assistant Schools Division Superintendents
Chief- Curriculum Implementation Division (CID)
Chief- School Governance and Operations Division (SGOD)
Education Program Supervisors
Public Schools District Supervisors
Public Elementary and Secondary School Heads
All Others Concerned

1. Attached is the Regional Memorandum no. 308, s. 2026 re: Addendum to RM 289 s. 2026: Updates and Reminders Relative to the Upcoming 2026 Calabarzon Educational Researchers' Conference (CERCon), pertaining to the above mentioned adjust.
2. Other important updates will be announced through a separate advisory.
3. For information and guidance of personnel concerned.


MARITES A. IBAÑEZ, CESO V
Schools Division Superintendent

RAE/ADDENDUM TO RM 289 S. 2026: UPDATES AND REMINDERS RELATIVE TO THE UPCOMING 2026
CALABARZON EDUCATIONAL RESEARCHERS' CONFERENCE (CERCon)/R2-151760/5-8-2026



Republic of the Philippines
Department of Education
REGION IV-A CALABARZON

DepEd-Division
of Batangas

ICT SECTION

RECEIVED
S6-114441

Date: 05/08/2026
Time: 04:56 PM
By: ICT JL



PPRD-RM-2026-308

06 May 2026

Regional Memorandum
No.308 s.2026

**ADDENDUM TO REGIONAL MEMORANDUM NO. 289 S. 2026:
UPDATES AND REMINDERS RELATIVE TO THE UPCOMING
2026 CALABARZON EDUCATIONAL RESEARCHERS'
CONFERENCE (CERCon)**

To: **Schools Division Superintendents
Regional Research Committee (SRDC)
All Others Concerned**

1. Relative to the upcoming 2026 CALABARZON Educational Researchers' Conference (CERCon), additional updates are hereby provided to guide all concerned on further preparations.
2. For such updates and details, please refer to the following:
Enclosure 1 : Oral Presentation Template/Flow and Mechanics
Enclosure 2 : Poster Presentation Template/Flow and Mechanics
Enclosure 3 : Oral Presentation Venues, Designated Rooms and Schedules
Enclosure 4 : Poster Presentation Venue, Designated Spots and Schedules (including the Posters Location Plan)
Enclosure 5 : Groupings and Attendance Guide for Guest Participants/ Observers by Venues
3. Other important updates and adjustments will be announced in separate communication/s.
4. For queries and other concerns, please feel free to contact the Policy, Planning, and Research Division (PPRD) through pprd.calabarzon@deped.gov.ph or call 02-8682-2114 loc 470.
5. For immediate dissemination and strict compliance by all concerned.

CARLITO D. ROCAFORT

Director IV

07/ROPI



Address: Gate 2, Karangalan Village, Cainta, Rizal
Telephone No.: 02-8682-2114
Email Address: region4a@deped.gov.ph
Website: depedcalabarzon.ph



Certificate No. PHP QMS
22 93 0085

Enclosure 1 : Oral Presentation Template/Flow and Mechanics

1. Presentation Format and Time Allocation

The oral presentation shall be conducted through a structured Round Table Discussion. Researchers will be clustered into groups, where each presenter has a total allotment of 25 minutes

- Video Presentation: Ten (10)-minute presentation of the pre-recorded video of the research report.
- Open Forum: Fifteen (15) minutes for the Question and Answer (Q&A) portion, where panelists and the audience may seek clarifications and engage in scholarly discussion. *Note: The presenters are advised to have a separate slide deck that may be used during the open forum as a quick alternate reference.*
- Evaluation and Scoring: The Panel of Evaluators shall record the scores for each presenter using the official score sheets provided. These scores will serve as the primary basis for the recognition and selection of research awardees.

2. Video Presentation Specifications

Presenters must prepare a high-quality 10-minute video (MP4) following a 15-slide structure. The content must be brief, concise, and strictly follow this sequence:

- Slide 1: Title Page** – Research Title (Inverted Pyramid format), Researcher's Name, Position, and School/District.
- Slide 2: Abstract** – A 200–250-word summary of objectives, methodology, findings, and conclusions, including at least five (5) italicized keywords.
- Slide 3: Acknowledgment** – Professional expression of gratitude to supporting individuals and institutions.
- Slide 4: Introduction** – Brief context of the study, the identified gap in knowledge, and the urgency/justification for the research.
- Slide 5: Literature Review (Synthesis)** – A thematic summary of supporting research using APA 7th Edition citations.
- Slide 6: Research Questions** – The specific, researchable questions that served as the terminal objectives of the study.
- Slide 7: Scope and Limitation** – The boundaries of the study (participants, setting, and timeframe) and acknowledged constraints.
- Slide 8: Research Design and Sampling** – Identification of the research design (Quantitative, Qualitative, or Mixed) with a description of the population, sample size, and sampling technique.
- Slide 9: Methodology and Ethics** – Overview of research instruments (validity/reliability), data collection procedures, and ethical considerations (informed consent and confidentiality).
- Slides 10–12: Discussion of Results** – Presentation of key data through APA-formatted tables or charts, organized by research questions.
- Slides 13–14: Conclusion and Recommendations** – Summary of key takeaways and actionable recommendations using modal verbs (should, may, can).
- Slide 15: References** – Alphabetical list of cited sources following APA 7th Edition.

3. General Requirements

- **Visual Integrity:** Tables and figures must be clear, readable, and properly labeled.
- **Attendance:** Researchers must be present during the entire duration of their grouped Round Table Discussion to facilitate the interactive Q&A session. They may participate as well in the presentation of other researchers before and after their turn.

4. Criteria for Oral Presentation

Best Research Paper

Criteria	Weight	Judging Indicators
Introduction and Rationale	20%	Clarity of the problem statement, significance of the study, and literature review.
Research Questions	15%	Precision and feasibility of the objectives or hypotheses being tested.
Methodology	20%	Appropriateness of the research design, sampling, and data collection tools.
Results and Discussion	30%	Depth of analysis, logical interpretation of data, and use of supporting evidence.
Conclusion and Recommendations	15%	Summary of findings and the practicality/relevance of proposed next steps.
Total	100%	

Best Oral Presenter

Criteria	Weight	Judging Indicators
PowerPoint Quality	25%	Visual appeal, organization of slides, use of graphics, and readability.
Oral Presentation	50%	Confidence, clarity of speech, pacing, eye contact, and mastery of the subject matter.
Question and Answer	25%	Ability to defend the research, provide concise answers, and handle critical feedback.
TOTAL	100%	

Enclosure 2 : Poster Presentation Template/Flow and Mechanics

1. Poster Specifications and Content

Researchers must prepare a 2ft. x 5ft. poster in portrait orientation. The layout must be professional, legible, and strictly include the following sections:

[Research Title]

Author Name(s): [Your Name], [Co-Author], [Co-Author]

Affiliation: [SDO], [School Name]

Abstract:

The abstract is a single-paragraph summary of 200–250 words that outlines the study's purpose, methodology (design, sampling, and tools), key findings, and final conclusions.

Introduction

Set the stage for your research. This section should include:

Background:
Briefly describe the context of the study.

Problem Statement:
Clearly identify the gap in knowledge you are addressing.

Objectives: State the primary goals or hypotheses of your research.

Methodology:

This provides a detailed framework of the study, covering the chosen research design (e.g., Quantitative, Qualitative, or Mixed Methods), sampling techniques, and participant recruitment. It also describes the data collection instruments, their validity and reliability testing, the setting, and the timeline.

Results and Discussion

Present your findings clearly. Use the table below to summarize key data points if applicable.

Variable	Control Group	Experimental Group
Metric A	[Data]	[Data]
Metric B	[Data]	[Data]

Interpret your results. How do they compare to previous studies? What are the implications?

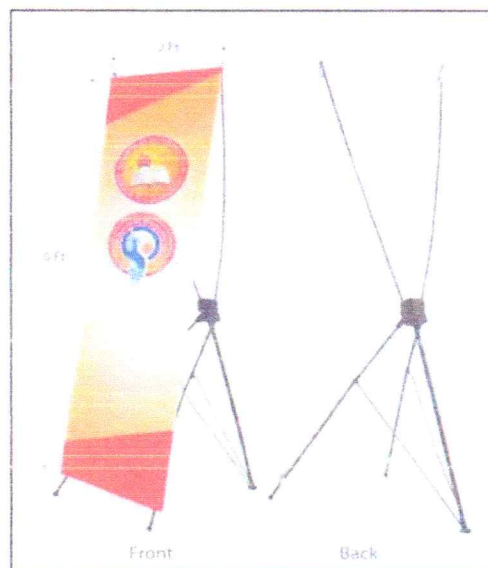
Conclusion and Recommendation

Summarize the main takeaways. Avoid introducing new information here. Highlight the broader impact of your work.

Recommendations should be suggestive rather than mandatory. Utilize modal verbs (e.g., may, can, should) to frame proposals as options for consideration.

References

List the most critical sources cited in the poster (APA/MLA/Chicago style).



Specifications of the Tarpaulin for Poster

3. Researcher Presence

To facilitate maximum knowledge sharing, the presenters are required to remain at their designated spots throughout the presentation schedules even before and after the judging of their own presentation. This is to ensure that inquiries from the guest participants/observers are addressed comprehensively.

4. Evaluation and Open Forum

The evaluation process follows a structured format for each presenter:

- **Poster Briefing:** Ten (10) minutes for the researcher to discuss the study's highlights with the evaluators.
- **Question and Answer (Q&A):** At most fifteen (15) minutes for a focused discussion and clarification with the panel.
- **Official Rating:** The Panel of Evaluators shall record the scores for each presenter using the official score sheets provided. These scores will serve as the primary basis for the recognition and selection of research awardees.

5. Criteria for Poster Presentation

a. Visual Design (30%)

- **Organization (10%)** - Logical flow (top-to-bottom, left-to-right) with plenty of white space.
- **Clarity (10%)** - Minimal text; high-quality graphs/images that explain the data at a glance.
- **Readability (10%)** - Professional fonts and colors that are legible from 3–5 feet away.

b. Research Content (40%)

- **Substance (20%)** - Clear research gap, sound methodology, and data-driven conclusions.
- **Conciseness (10%)** - Information is distilled into key bullet points rather than long paragraphs.
- **Impact (10%)** - The "So What?" (significance) is immediately obvious.

c. Presentation & Defense (30%)

- **The Pitch (10%)** - Ability to summarize the study in a clear, 2-minute "elevator speech."
- **Engagement (10%)** - Enthusiastic delivery, eye contact, and professional body language.
- **Q&A (10%)** - Mastery of the topic when answering spontaneous or technical questions.

Note: For Best Research Paper, ratings in **a & b** will be the basis. And for Best Presenter, ratings in **b & c** will be used.

Enclosure 3 : Venues, Designated Break-out Rooms and Schedules for

Oral Presentation

Break-out Room 1 : Kaalamán Hall, Tanza National Comprehensive High School

Day 2 (May 19, 2026)

Seq. No.	Time Slot	Name of Presenter	Schools Division	Research Title
1	8:00-8:25 AM	Jane Amy Q. Caguirla	Calamba City	Exploring the Effect of Positive and Negative Reinforcement through Coin-Based Rewards on Learners' Performance in Mathematics
2	8:25-8:50 AM	Andrea Celina D. Capanda	Cavite Province	Project LIPAD (Leveling Intelligence and Preparation Ahead for Dream Schools): An Action Research on the Perceived Effectiveness of a University Entrance Preparation Program for Grade 12 Students
3	8:50-9:15 AM	Jodelyn L. Tascano	Cavite Province	CyberSecure Cavite: A Division-Wide Study of High School Teachers' Knowledge, Attitudes, and Practices on Cybersecurity
4	9:15-9:40 AM	Ambulo, Najiba Hassan	Lipa City	Beyond He and She: Prevalence and Awareness in Gender Stereotyping in the Learning Environment
5	9:40-10:05 AM	Maria Estrella Q. Gonzales	Cavite City	PISA Bites Corner
6	10:05-10:30 AM	Eloisa May B. Lanuza	Rizal Province	Assessment of the Communication Strategies of the Public Affairs Team: Basis for an Action Plan on Capacity Building and Process Enhancement
7	10:30-10:55 AM	Persis S. Balog	Antipolo City	Understanding Bullying Incidents Among Grade 10 Students at Antipolo National High School
8	10:55-11:20 AM	Jimmy L. Narcise	Bacoor City	Learning Beyond the Page: Exploring How Physical and Digital Learning Resources Shape Teaching and Assessment in Bacoor City Public Schools
9	11:20-11:45 AM	Louless P. Perey	Cavite Province	Caught Between Thought and Tongue: Barriers to English Oral Communication Among Selected Grade 10 Students at Alfonso Integrated High School
10	11:45 AM-12:10 PM	Margie A. Tingcang	Carmona City	Best Practices and Adaptations of Grade 7 Science Teachers in Implementing the Enhanced K-12 Curriculum: Basis for Learning Action Cell Training Plan
11	1:00-1:25 PM	Marionne C. Abac	San Pablo City	Efficacy of Video-Based Lesson Approach in Teaching and Learning Mathematics in Grade Two: Basis for Enhancement of Lesson Exemplar